

# Summer

Engelsk



Navn: \_\_\_\_\_

Klasse: \_\_\_\_\_

## Indholdsfortegnelse

|                             |         |
|-----------------------------|---------|
| Ordforråd _____             | 2       |
| Anagrammer _____            | 3       |
| Tegneopgave _____           | 4       |
| Sætninger om sommer _____   | 5       |
| Find ord _____              | 6       |
| Bøj sætninger _____         | 7       |
| Find ting på billedet _____ | 8       |
| Postkort _____              | 9 - 11  |
| Milo's summer break _____   | 12 - 13 |
| Vendespil _____             | 14 - 15 |




Hvad ser du på billedet? Skriv det engelske ord under billedet.  
Hvert ord skal kun bruges én gang.


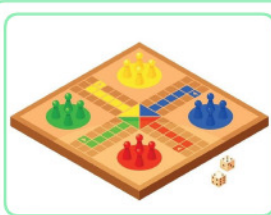






mosquito - seagull - parasol - strawberry - postcard

jellyfish - relaxing - swimwear - ice cream cone - island

caravan - board game - wasp - ~~cottage~~ - swimming - sun hat




cottage





Afkod anagrammerne og skriv på linjerne, hvad der er på Janes pakkedliste.



---


---

---

## Tegn aktiviteterne




Sætningerne under de tomme kasser beskriver forskellige sommeraktiviteter. Tegn et billede i hver kasse, der passer til teksten nedenunder.



Playing board games



Swimming at the beach




Barbecuing



Fishing



Going on holiday



Buying ice cream

### Gloser

playing - *at spille*  
barbecuing - *at grille*

board games - *brætspil*  
going on - *at tage på*

buying - *at købe*



Skriv et tillægsord på linjen, der beskriver din sommerferie.  
Husk at bøje ordene, så de passer i sætningerne.

Hvis du vil, kan du bruge nogle af de her ord:  
good - bad - different - fun - delicious - lovely - boring

1. My summer holiday has been \_\_\_\_\_.
2. I have done many \_\_\_\_\_ thing.
3. The weather has been \_\_\_\_\_.
4. I have eaten \_\_\_\_\_ food.
5. I think my summer holiday was \_\_\_\_\_.




Lav en streg mellem billederne og de sætninger de passer sammen med.

1. We are sailing tomorrow.

2. The sun is shining.

3. They are camping today.

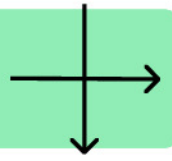
4. Zarek orders an ice cream cone.





Find 8 sommerord.

Ordene står både fra venstre mod højre og oppefra og ned.



|   |   |   |          |   |   |   |   |   |   |   |
|---|---|---|----------|---|---|---|---|---|---|---|
| Q | S | R | <b>B</b> | N | B | L | G | K | O | T |
| Y | R | W | <b>E</b> | C | G | Y | R | I | O | L |
| S | O | D | <b>A</b> | B | B | V | I | X | T | E |
| H | N | J | <b>C</b> | P | E | O | L | I | A | B |
| E | A | N | <b>H</b> | B | E | M | L | L | W | O |
| L | Y | R | S        | O | P | W | H | J | A | A |
| L | B | C | D        | W | K | P | T | E | N | T |
| G | E | W | Q        | A | S | S | N | P | S | T |
| U | B | O | N        | F | I | R | E | I | E | M |

|         |                  |
|---------|------------------|
| SODA    | GRILL            |
| BONFIRE | <del>BEACH</del> |
| BOAT    | BEE              |
| SHELL   | TENT             |





Skriv sætningerne i datid på den tomme linje.

Leon visits his grandmother in France.

Leon visited his grandmother in France.

He is with his family.

They look forward to seeing her.

Leon has a big family with a lot of cousins.

The family take a train and a plane.

The plane trip lasts two hours.

Leon's grandmother lives in Nice.

Leon and his family arrive at her house.

She greets them happily.

They go inside to have lunch and talk.





## Skriv et postkort

Nu skal du skrive et postkort om din sommerferie. I dit postkort kan du for eksempel skrive

- hvor du har været henne
- hvad du har lavet
- hvem du var sammen med
- hvordan du har haft det.

Du skal skrive navn og adresse på den person, du vil sende postkortet til. Hvis du ikke kan huske adressen, kan du finde på en adresse selv.

Her kan du se et eksempel på et postkort:

Dear Mom and Dad,

I am having a lot of fun with my friends.

Yesterday we went swimming,  
and today we went shopping in the city.

I bought a beautiful shirt. Tomorrow  
we are going walking in the forest,  
and I hope we will see deer.

I miss you all.

See you next Saturday!

Love,

Stella



Ben and Nicole Robson

91 Wood Road

Wiltfordshire

England

*Du skal skrive dit eget postkort på næste side.*



Skriv et postkort om din sommerferie. Husk at skrive navn og adresse på den, du vil sende postkortet til.

A large rectangular area for writing a postcard. It features a horizontal line near the bottom, and three vertical lines extending downwards from the horizontal line, creating a space for an address. In the bottom right corner, there is a postage stamp illustration with a blue background, yellow stars, and the text 'DK - 2022'.



Tegn en forside til dit postkort. Forsiden skal passe til det, du har skrevet i postkortet.



Læs teksten om Milos sommerferie og indsæt den rigtige form af ordene i parentes på de tomme linjer. På næste side skal du skrive videre på historien.

## Milo's summer break

Milo \_\_\_\_\_ (*jump*) out of bed this morning, eager to start the day. His summer break from school has begun and this year is different. Milo's mom works at a nursing home so she can't stay home with him all summer. Usually, Milo spends time at his friends' houses when they aren't away on holiday and sometimes he visits his grandparents.

This year, a summer camp \_\_\_\_\_ (*open*) up in his neighbourhood and Milo was able to get a spot. Filled with excitement, he quickly eats his breakfast and jumps on his bicycle, \_\_\_\_\_ (*race*) off to the camp.

At first, Milo doesn't notice anything strange. It's not until he joins a large group in front of one of the cabins that he \_\_\_\_\_ (*notice*) the difference between him and the other campers. The other kids \_\_\_\_\_ (*be*) small, at least five years younger than him.

The camp counsellors, three college students named Nadia, Ben and Julie, are as confused as Milo. On their list, it says Milo is supposed to be 8 years old.

Milo's face falls. Somehow, he \_\_\_\_\_ (*end*) up at a camp for little kids. He turns to leave, but Julie stops him.

"You don't have to go," she says. "I know it's not what you signed up for, but will you \_\_\_\_\_ (*stay*) anyway?"

*to be continued...*







Klip felterne ud og læg dem med billedet nedad.

Spil vendespil og prøv at sætte billederne sammen med de rigtige engelske ord.



cottage

seagull

ice cream  
cone

board game

swimwear

sun hat

island

postcard

strawberry

mosquito

sandcastle

caravan

wasp

parasol

sunglasses

sandals

jellyfish

camping

beach ball

plane



Klip felterne ud og læg dem med billedet nedad.

Spil vendespil og prøv at sætte billederne sammen med de rigtige engelske ord.

