


Typiske fejl 3

Engelsk



Navn: _____

Klasse: _____

Indholdsfortegnelse

Udsagnsord _____	2
Regelmæssige udsagnsord _____	3 - 5
Uregelmæssige udsagnsord _____	6 - 8
Mådesudsagnsord _____	9 - 11
Omskrivning af mådesudsagnsord _____	12 - 14
Find 10 fejl _____	15

Udsagnsord

Udsagnsord er dem, der fortæller, hvad nogen gør.

På dansk kan man finde dem ved at sætte 'jeg' foran (jeg spiser, jeg dansede).

På engelsk kan det for eksempel være 'I', 'you', 'he/she/it' eller 'we/you/they', som kan sættes foran.


Når du skal finde et udsagnsord i en sætning, skal du huske, at der også kan stå andre ord end 'I', 'you', osv. foran:

<i>I am happy</i>	(Jeg er glad)
<i>You run fast</i>	(Du løber hurtigt)
<i>My brother loves pasta</i>	(Min bror elsker pasta)
<i>He really loves lasagne</i>	(Han elsker virkelig lasagne)
<i>We danced in the garden</i>	(Vi dansede i haven)
<i>Our parrots talk a lot</i>	(Vores papegøjer snakker meget)
<i>They never talk at night</i>	(De snakker aldrig om natten)



Sæt ring om udsagnsordene i sætningerne.

1. Jamie planted flowers in his garden, and they bloomed.
2. They drank tea and ate sandwiches for lunch.
3. I found some money in my room, and it is enough for snacks.
4. Jack and Jenny decide to paint their room.
5. The mouse hid when our cat chased it.



Regelmæssige udsagnsord

I nutid får udsagnsordene **-s** på, når man taler om én person eller ting (3. person ental):

	Person	Nutid	Datid
Ental	1. I	like	liked
	2. you	like	liked
	3. he/she/it	likes	liked

	Person	Nutid	Datid
Flertal	1. we	like	liked
	2. you	like	liked
	3. they	like	liked

Der behøver ikke stå "he", "she" eller "it", for at der skal s på, bare der kunne have stået det.

- The boy likes ice cream (He likes ice cream)

Kan du erstatte med "they", er det flertal, og så skal der ikke s på

- The boys like ice cream (They like ice cream)

Hvis et udsagnsord skal bøjes i 3. person ental (he,she,it) og ender på y, skal du holde øje med, hvilket bogstav der står foran y'et.

Hvis der står **vokal + y**, får ordet bare -s på:

- to **play**
 - My sister **plays** with cars (= She plays with cars)

Hvis der står **konsonant + y**, så slet y'et og skriv **ies**:

- to **party**
 - The rock star **parties** all night (= He/she parties all night)



Typiske fejl 3

© Opgavehæfter.dk

Engelsk



Sæt streg mellem udsagnsordene og de sætninger, de passer til.

sing

I ___ the money in a jar.

sings

The actors ___ a love song.

put

She ___ in the school talent show.

puts

He ___ the keys in his pocket.



Skriv de rigtige former af udsagnsordene i parentes i nutid.

1. I _____ these bananas _____ bad. (*think, look*)
2. The postman _____ at 8 o'clock every morning. (*come*)
3. James _____ in bed because he feels sick. (*stay*)
4. George _____ being outside with his friends. (*fancy*)
5. He always _____ his house and _____ the floor on Sundays. (*clean, mop*)
6. The farmer _____ the restaurant with fresh vegetables. (*supply*)
7. The little girl _____ to feed the goat some grass. (*try*)
8. The artist _____ the most amazing sculptures, which I really _____.
(*create, admire*)

Typiske fejl 3

© Opgavehæfter.dk

Engelsk

Alle regelmæssige udsagnsord bøjes med de samme endelser som eksempelordet "walk".

Navnemåde: (to) walk

		Nutid	Datid	Før-nutid	Førdatid	Fremtid
Ental	I	walk	walked	have walked	had walked	will walk
	you	walk	walked	have walked	had walked	will walk
	he/she/it	walks	walked	has walked	had walked	will walk
Flertal	we	walk	walked	have walked	had walked	will walk
	you	walk	walked	have walked	had walked	will walk
	they	walk	walked	have walked	had walked	will walk



Skriv de rigtige former af udsagnsordene. Ordene, du skal bruge, og formen, de skal bøjes i, står i parentes efter sætningen.

1. I _____ to what you have to say. (*listen, førnutid*)
2. I _____ your honesty. (*admire, navnemåde*)
3. Joe and Mona _____ the most delicious dinner. (*cook, førdatid*)
4. Christopher _____ up once before. (*mess up, datid*)
5. I don't think he _____ how this _____ his chances of getting another job in this business. (*realise, nutid*), (*damage, fremtid*)
6. We _____ already _____ the car for the missing wallet. (*search, førnutid*)

Uregelmæssige udsagnsord

Uregelmæssige udsagnsord får uforudsigelige bøjningsendelser, og nogle ændrer helt form. Derfor må man enten lære bøjningerne udenad eller slå ordene op i en ordbog. Her er nogle eksempler på de mest almindelige uregelmæssige udsagnsord.

Navnemåde og nutid	Datid	Kort tillægsform	
begin	began	begun	<i>(begynde)</i>
cut	cut	cut	<i>(skære)</i>
get	got	got	<i>(få)</i>
go	went	gone	<i>(rejse, tage)</i>
see	saw	seen	<i>(se)</i>
take	took	taken	<i>(tage)</i>
write	wrote	written	<i>(skrive)</i>

- **Navnemåde:** Denne form bruges ligesom den danske navnemåde efter fx to ("to begin" = "at begynde") eller can ("can begin" = "kan begynde").
- **Nutid:** Samme form som navnemåde undtaget i 3. person ental (he/she/it), hvor der skal s på ("he begins", "Peter begins").
- **Datid:** Ens i alle personer (også he/she/it) ("I began", "he began").
- **Kort tillægsform:** bruges i
 - **Førnutid** (husk at bøje "have": "I have begun", "he has begun")
 - **Førdatid** (altid "had": "I had begun", "he had begun")





Skriv det engelske udsagnsord i samme form som i den danske sætning (navnemåden står i parentes under sætningen).

1. Hendes far kørte alt for stærkt og fik en bøde.
= Her father _____ much too fast and got a ticket.
(drive)
2. De havde desværre ladet deres barn blive oppe hele natten.
= Unfortunately they _____ their child stay up all night.
(let)
3. Han har tabt kampen efter kun få minutter.
= He _____ the fight after only a few minutes.
(lose)
4. De havde kendt til hans problemer i et stykke tid men gjorde intet.
= They _____ about his problems for a while but did nothing.
(know)
5. Han faldt og brækkede sin arm, fordi der var is under sneen.
= He _____ and _____ his arm because there was ice under the snow.
(fall, break)
6. De begyndte at bygge deres hus i efteråret.
= They _____ to _____ their house in the fall.
(begin, build)
7. Hun følte sig glad for, at hendes forældre endelig havde givet hende en hund.
= She _____ happy that her parents _____ finally _____ her a dog.
(feel, give)
8. Hun syntes, at han lavede den bedste pizza i verden!
= She _____ that he _____ the best pizza in the world!
(think, make)



Skriv det engelske udsagnsord i samme form som i den danske sætning (navnemåden står i parentes under sætningen).

1. Har du hørt om ulykken i går aftes?

= _____ you _____ about the accident last night?
(have, hear)

2. Hun havde kun købt pizza, fordi det var fredag, og hun var træt.

= She _____ only _____ pizza because it was Friday and she was tired.
(buy)

3. De blev ved med at larme, selvom folk sagde, de skulle være stille.

= They _____ making noise even though people _____ them to be quiet.
(keep, tell)

4. Han puttede sin trøje i skuffen, før han gik i seng.

= He _____ his sweater in the drawer before he [went] to bed.
(put, go)

5. Mariah har stået under halvtaget i en time.

= Mariah _____ under the pent roof for an hour.
(stand)

6. Hun havde haft sine nye sko på i går aftes, og de var gået i stykker.

= She _____ her new shoes last night and they _____.
(wear, break)

7. Hun blev den bedste danser, da hun sluttede sig til det nye hold.

= She _____ the best dancer when she joined the new team.
(become)

8. Paul tænkte meget over, hvad hun havde skrevet i brevet.

= Paul _____ a lot about what she _____ in the letter.
(think, write)

Mådesudsagnsord

De engelske mådesudsagnsord hører ind under de uregelmæssige udsagnsord, men de står i en gruppe for sig, da de opfører sig anderledes end de andre:

De får ikke -s på i 3. person ental:

The cat **may** go outside - *ikke* the cat **mays** go outside

Et mådesudsagnsord står altid **foran et andet udsagnsord i navneform uden "to"**.

Eksempler:


- He **should polish** his shoes.
- He **should have** polished his shoes.

Her har mådesudsagnsordet *should* ikke ændret form, og udsagnsordene *polish* og *have* står i infinitiv uden *to*.

Mådesudsagnsord kan udtrykke forskellige betydninger.

Can I borrow the car?	Her udtrykker <i>can</i> , at man beder om tilladelse til at gøre noget.
Can you sing?	Her udtrykker <i>can</i> evnen til at gøre noget.

I skemaet på næste side kan du se, hvilke betydninger mådesudsagnsordene kan udtrykke.



Typiske fejl 3

© Opgavehæfter.dk

Engelsk

Mådesudsagnsord	Betydning	Eksempel
can	evne tilladelse mulighed	I can juggle. Can I open a window? The potatoes can be boiled or roasted.
could	tidligere evne høflig forespørgsel mulighed	I could have helped you. Could I borrow your book? There could be money left over.
must	nødvendighed vished kraftig tilråkning	They must leave immediately. This must have been a mistake. You must come inside now!
should	pligt opfordring	I should report the accident. You should go to the hospital.
will	fremtid vilje forespørgsel	She will be starting school tomorrow. I will buy the blue shoes. Will you help me?
would	høflig forespørgsel hypotetisk situation ønske	Would you hand me the salad, please? This would have been easier for you. I would love to go to France.
may	tilladelse mulighed	May I come in? He may be late for the meeting.
might	høflig forespørgsel mulighed	Might I ask you something? That might be a problem.



Hvordan ændrer mådesudsagnsordet sætningens betydning?
Skriv din tolkning af sætningerne med forskellige mådesudsagnsord.

I **will** help you today.

I **can** help you today.

I **could** help you today.

I **must** help you today.

I **should** help you today.

I **may** help you today.

I **might** help you today.

Omskrivning af mådesudsagnsord – navnemåde

De engelske mådesudsagnsord eksisterer kun i nutid eller datid, så hvis man skal bruge andre tider, må man omskrive med andre ord.

- Nutid: Hun *kan* synge = She **can** sing
- Datid: Han *kunne* synge = He **could** sing
- Navnemåde: Det er rart *at kunne* synge = It's nice **to ?** sing

I denne oversigt kan du se, hvordan mådesudsagnsordene omskrives til navnemåde:

Nutid/datid	Navnemåde omskrives med	Eksempler
can could	be able to	It's nice to be able to sing (<i>at kunne</i>) She may be able to sing (<i>må kunne</i>)
may (tilladelse)	be allowed to	We used to be allowed to do it (<i>plejede at måtte</i>) We should be allowed to do it (<i>burde måtte</i>)
must had to*	have to	I hate to have to say this (<i>at skulle sige</i>) I will have to say this (<i>vil skulle sige</i>)
will (vilje) would	want to	You have to want to do this (<i>at ville gøre</i>) You must want to do this (<i>skal ville gøre</i>)

*) "Must" findes kun i nutid, så her må man også bruge omskrivning i datid:
"Jeg skulle gå" = "I had to go"

Typiske fejl 3

© Opgavehæfter.dk

Engelsk



Sæt streg mellem mådesudsagnsordene og de omskrivninger, de passer til.

can

could

may

must

will

would

be able to

have to

be allowed to

want to

be allowed to

be able to

have to

want to





Skriv en sætning med hver af formerne fra forrige side.

Du kan kigge på siden Omskrivning af mådesudsagnsord – navnemåde for at få ideer til sætninger, men du skal selv finde på dine egne sætninger.

Eksempel:

- **have to**

He will have to try again tomorrow

be able to

have to

be allowed to

want to

be allowed to

be able to

have to

want to

Find 10 fejl

I opgaven herunder skal du gennemgå teksten og markere de 10 fejl. Du skal kun lede efter de fejltyper, du har arbejdet med i hæftet:

Regelmæssige udsagnsord:

The cashier **scan** the items.
(The cashier **scans** the items.)

Uregelmæssige udsagnsord:

I have already **drank** a cup of coffee.
(I have already **drunk** a cup of coffee.)

Mådesudsagnsord:

We should **could** make it in time.
(We should **be able to** make it in time.)



Find og sæt streg under de 10 fejl i teksten. Du skal kun lede fejlene beskrevet ovenover.

Keeping the peace

Jonathan usually spend his Saturday in front of his computer. He and his friends have always like to meet up online and play for hours and hours on the weekend. His mother tries to talk to him. His parents thinks he spends too much time in front of the screen. Jonathan disagrees. He thinks he should could play all that he wants even if he does not got enough sleep on the weekends. Last Sunday, he were in such a bad mood all day that now his parents have even began to say they will turn off the internet if he does not go to bed by midnight. Jonathan promises that he wills try to log off sooner. He does not wants to fight with his parents.