

Typiske fejl 1

Engelsk

which or witch?



meet or meat?



Navn: _____

Klasse: _____

Indholdsfortegnelse

Sætningsled _____	2
Kongruens _____	3 - 5
Ordstilling _____	6 - 7
Ordforvekslinger _____	8 - 11
Find 10 fejl _____	12 - 13

Sætningsled

Som på dansk er der også sætningsled på engelsk. Man skal finde udsagnsled og grundled i sætningerne for at forstå ordstilling og for at få leddene til at stemme overens (kongruens).

Grundledet (X) er typisk en person, et dyr eller en ting. Grundledet er det, som udfører en handling.

Udsagnsleddet (O) er handlingen, altså det der "sker".

Udsagnsled og grundled fungerer ens på dansk og engelsk.

Hun løber She runs
X O X O

Skabet er grønt The closet is green
X O X O

Vær opmærksom på, at både udsagnsled og grundled kan indeholde flere ord, fx

The old man is walking away.
----- X ----- ----- O -----



Sæt bolle under udsagnsleddet og kryds under grundledet. Husk at markere hele leddet med en linje, hvis det består af mere end ét ord.

1. His hair was dyed blue.
2. Bethany has grown roses in her garden.
3. She wrote a news article for the local paper.
4. He is getting tired.
5. Thomas has brought cake for the entire class.
6. We drank an entire bottle of wine.
7. Are you ready?
8. They will be here soon.
9. Their parents had woken them early.



Kongruens

Når man taler om kongruens, så betyder det overensstemmelse mellem grundled og udsagnsled.

1. person ental	I	sleep
2. person ental	you	sleep
3. person ental	he/she/it	sleeps
1. person flertal	we	sleep
2. person flertal	you	sleep
3. person flertal	they	sleep

Du kan bruge skemaet ovenfor til alle typer grundled:

Martin (= **he**) walks (= 3. person ental)

The dog (= **it**) barks

James and I (= **we**) chat

Julia and Jane (= **they**) run

Et grundled består nogle gange af en henførende ledsætning. Her skal udsagnsordet bøjes efter hovedordet.

- **Kim and Liam, who are my friends, live** in Spain.
Hele grundledet er **Kim and Liam, who are my friends**,
Hovedordene i grundledene er **Kim** og **Liam** = flertal.
Derfor skal udsagnsordet bøjes **live**.
- **Kim and Liam, who is my cousin, live** in Spain.
Hele grundledet er **Kim and Liam, who is my cousin**,
Hovedordene i grundledene er **Kim** og **Liam** = flertal.
Derfor skal udsagnsordet bøjes **live**.

Hvis du er i tvivl om kongruensen i sætningen, kan du prøve at fjerne ledsætningen:

- Kim and Liam (...) live in Spain



Find grundledets person og tal som vist på forrige side og sæt kryds ud for det rigtige svar. Grundledet er markeret med fed.

Jane and I both live in London.

- 2. person ental
- 3. person ental
- 1. person flertal
- 3. person flertal

The children play in the park.

- 1. person ental
- 3. person ental
- 1. person flertal
- 3. person flertal

This is where **I** go to school.

- 1. person ental
- 2. person ental
- 1. person flertal
- 3. person flertal

Do **you** know where to go?

- 1. person ental
- 1. person flertal
- 2. person flertal
- 3. person flertal



Bøj "to be" i den rigtige form og skriv det i teksten.

I am a little nervous. My classmates and I _____ about to take the practice exam but this subject _____ really difficult. Our teacher _____ writing some practical details on the board while one of my friends hands out the instructions for our assignment. The class room _____ silent as we read the instructions. They _____ a bit complicated, but I think I _____ ready to begin.



Find hovedordet i grundledet, og skriv den rigtige bøjning af udsagnsordet.

TIP: Hovedordet er det/de vigtigste ord i grundledet, f.eks. "house" i "the small red house".

1. **The person who solves the riddles wins/win the competition.**

Grundledets hovedord er _____.

Derfor skal udsagnsordet bøjes _____.

2. **My brother and sister, who are twins, is/are 12 years old.**

Grundledets hovedord er _____.

Derfor skal udsagnsordet bøjes _____.

3. **My sister and her husband, who is from Nigeria, visits/visit us for Christmas.**

Grundledets hovedord er _____.

Derfor skal udsagnsordet bøjes _____.



Bøj udsagnsordene i nutid.


1. Peter, who has a dog at home, _____ (to work) 6 hours every day.

2. My mum and her sister, who is my favourite aunt, _____ (to talk) on the phone for hours.

3. I always _____ (to feed) the birds in winter.

4. The lion _____ (to teach) its cub to hunt for food.

5. My brother's fiancée, who is from England, _____ (to study) economy.



Ordstilling


Der findes to typer ordstillinger.

Ligefrem ordstilling, dvs. at **grundledet** står før **udsagnsleddet**.

Omvendt ordstilling, dvs. at **udsagnsleddet** står før **grundledet**.

Bemærk forskellen på engelsk og dansk ved direkte tale, og når der står noget foran grundledet (fx en tidsangivelse).

	Dansk	Engelsk
Almindelige sætninger	Jeg læste en god bog.	I read a good book.
Direkte tale	"Jeg er glad," sagde hun .	"I am happy," she said .
Når der står et ord foran grundledet	I går spiste jeg et æble.	Yesterday I ate an apple.
Spørgsmål	Er du glad for at se mig?	Are you happy to see me?





Skriv den rigtige ordstilling i sætningen. Ordene, du skal bruge, står i parentes.

1. "Can you help me carry these bags?" _____ her friend. (*she, asks*)
2. I asked her directly, "Who _____?" (*they, are*)
3. Loudly _____, "Please be quiet!" (*he, said*)
4. "Your house is impossible to find!" _____. (*they, complained*)
5. Proudly _____ them, "My sister just bought a new car!" (*she, had, told*)



Skriv de manglende ord med den rigtige ordstilling i oversættelsen.
Husk at skrive med stort bogstav i starten af en sætning.

1. "Vil du række mig min jakke?" spurgte han hende.
= "Will you hand me my jacket?" _____ her.
2. De spurgte: "Hvorfor forlod du festen så tidligt?"
= _____, "Why did you leave the party so early?"
3. Pludselig havde drengen sagt: "Det var rart at møde dig".
= Suddenly _____, "It was nice to meet you".
4. Måske sagde hun: "Hellere en gang for meget end en gang for lidt!"
= Maybe _____, "Better safe than sorry!"
5. Jeg fortalte ham om min frygt for at dumpe min eksamen.
= _____ him about my fear of failing my exam.

Ordforvekslinger

Der findes nogle ord, der lyder ens, men som staves forskelligt og betyder helt forskellige ting. Disse ord kaldes homofoner og kan let forveksles.

Sammentrækninger, altså to ord der trækkes sammen til ét med en apostrof ('), bliver også tit forvekslet med andre ord og stavemåder.

he's (= he is)	<i>(han er)</i>	He's nice
his	<i>(hans/sin/sine)</i>	His bicycle is yellow

it's (= it is)	<i>(den er)</i>	It's pretty
its	<i>(dens/sin/sine)</i>	Its paw hurts

they're (= they are)	<i>(de er)</i>	They're a big family
their	<i>(deres)</i>	Their house is big
there	<i>(der)</i>	There is my brother

we're (= we are)	<i>(vi er)</i>	We're ready to go
were	<i>(var)</i>	We were all there
where	<i>(hvor)</i>	Where did she go?


you're (= you are)	<i>(du er)</i>	Say when you're ready
your	<i>(din)</i>	Is this your book?





Skriv de rigtige ord fra listen på forrige side, så oversættelsen passer til den danske tekst.

1. Fuglen beskytter sine æg.
= The bird is protecting its eggs.
2. Hvor troede du, de var på vej hen?
= _____ did you think they _____ going?
3. Jeg tror, de er i gang med at renovere deres hus.
= I think _____ renovating _____ house.
4. Du er i dine tyvere, ikke?
= _____ in _____ twenties, right?
5. Han er i gang med at forfølge en skuespillerkarriere.
= _____ pursuing an acting career.
6. Du var altid meget betænksom overfor dine venner.
= You _____ always very considerate with _____ friends.
7. Du har aldrig fortalt mig om, hvor du er vokset op henne?
= You never told me about _____ you grew up?
8. Det er en dejlig dag.
= _____ a lovely day.
9. I sidste ende er det deres beslutning.
= In the end, _____ decision.
10. Han glemte sin nøgler på kontoret.
= He left _____ keys at the office.



Typiske fejl 1

© Opgavehæfter.dk

Engelsk

Her er flere homonymer, som ofte blandes sammen, fordi de lyder ens:

hear	<i>(høre)</i>	I can hear it
here	<i>(her)</i>	We will meet here

with	<i>(med)</i>	They came with us
whit	<i>(smule)</i>	I don't care a whit!

meat	<i>(kød)</i>	They eat meat for dinner
meet	<i>(møde)</i>	I want to meet her

missed	<i>(ramme ved siden af)</i>	They missed the target
mist	<i>(tåge, dis)</i>	The mist covers the field

sight	<i>(syn)</i>	It is not a pretty sight
site	<i>(sted)</i>	This is a good site for it

which	<i>(hvad/hvilken)</i>	Which did you pick?
witch	<i>(heks)</i>	The witch casts a spell

advice	<i>(råd)</i>	Do you have any advice?
advise	<i>(råde)</i>	I advise you to be careful


by	<i>(af)</i>	It is made by a local artist
bye	<i>(farvel)</i>	They wave and say bye
buy	<i>(købe)</i>	Please buy some milk

to	<i>(til)</i>	We are going to Argentina
too	<i>(for)</i>	This is too difficult
two	<i>(to)</i>	They have two rabbits



Skriv de rigtige ord fra listen på forrige side, så oversættelsen passer til den danske tekst.

1. Hun blev fejlagtigt beskyldt for at være en heks.
= She was falsely accused of being a _____.
2. Vil du danse med mig?
= Will you dance _____ me?
3. Denne kaffe er for sød at drikke.
= This coffee is _____ sweet _____ drink.
4. Jeg vil gerne købe et maleri af en lokal kunstner.
= I want to _____ a painting _____ a local artist.
5. Hun kan ikke høre, hvad de siger.
= She can't _____ what they are saying.
6. Bilerne måtte køre langsomt gennem den tætte tåge.
= The cars had to drive slowly through the _____
7. Hvad vil du råde mig til at gøre?
= What would you _____ me to do?
8. Jeg synes, du snart skal møde min familie.
= I think you should _____ my family soon.
9. Fodboldspilleren ramte ved siden af målet.
= The football player _____ the goal.
10. Solopgangen er et smukt syn.
= The sunrise is a beautiful _____.



Find 10 fejl

På næste side skal du gennemgå teksten og markere de 10 fejl. Du skal kun lede efter disse fejltyper:

Stavefejl:

May I have a **glas** of water?

(May I have a **glass** of water?)

Ordstilling:

After dinner, **watched we** a movie

(After dinner, **we watched** a movie)

Kongruens:


They **does** not agree with us

(They **do** not agree with us)

Homofoner (ord, der lyder ens) inklusive sammentrækninger:

I think **theirs** been a mistake

(I think **there's** been a mistake)





Find og sæt streg under de 10 fejl i teksten. Du skal kun lede fejlene beskrevet på forrige side.

Dear Toby and Sofia,

Greetings form Spain! The weather is fantastic and the sun shines every single day.

Yesterday went we on a boat trip to a small island were we ate lunch and did some swimming. The ocean here are filled with many fish and you're dad wishes he had brought his fishing pole whit him.

Tomorrow are we going to visit the local markets that sells fruits, vegetables and other food items. Perhaps I will try cooking on the old stove in hour holiday cabin. I would make something with seafood. Your dad says its his favourite!

All my love,
Mom



Toby and Sofia O'Reilly

34 River Road

Worcestershire

England